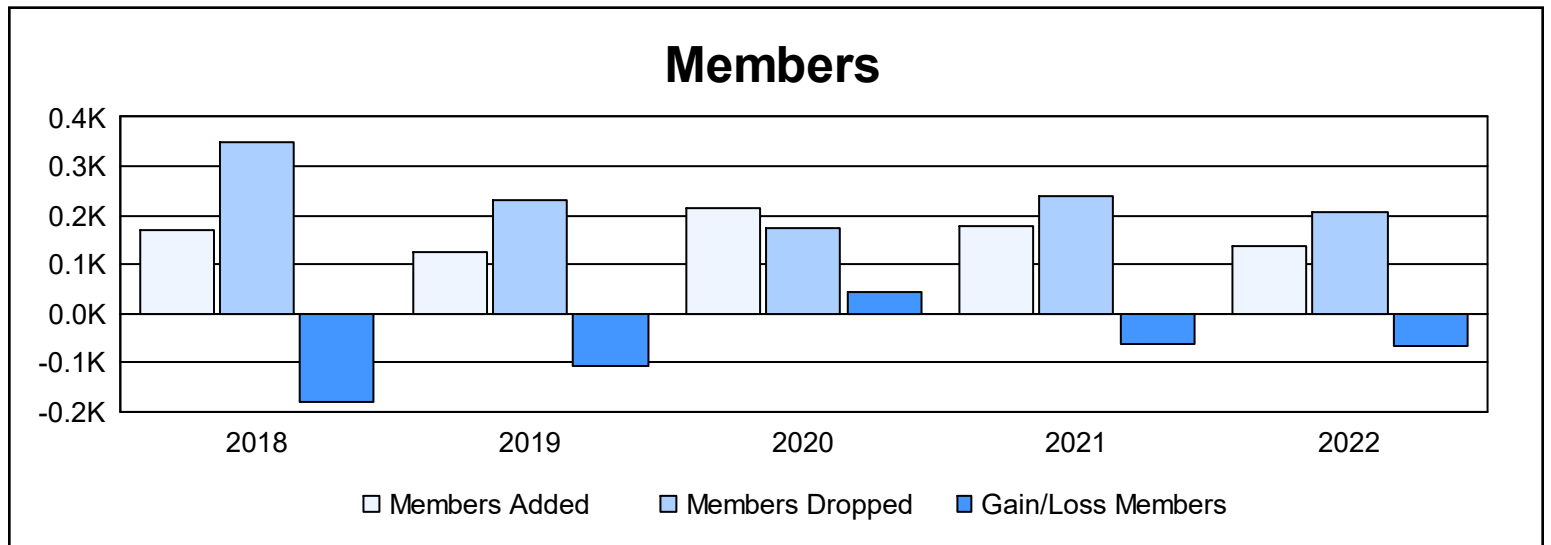
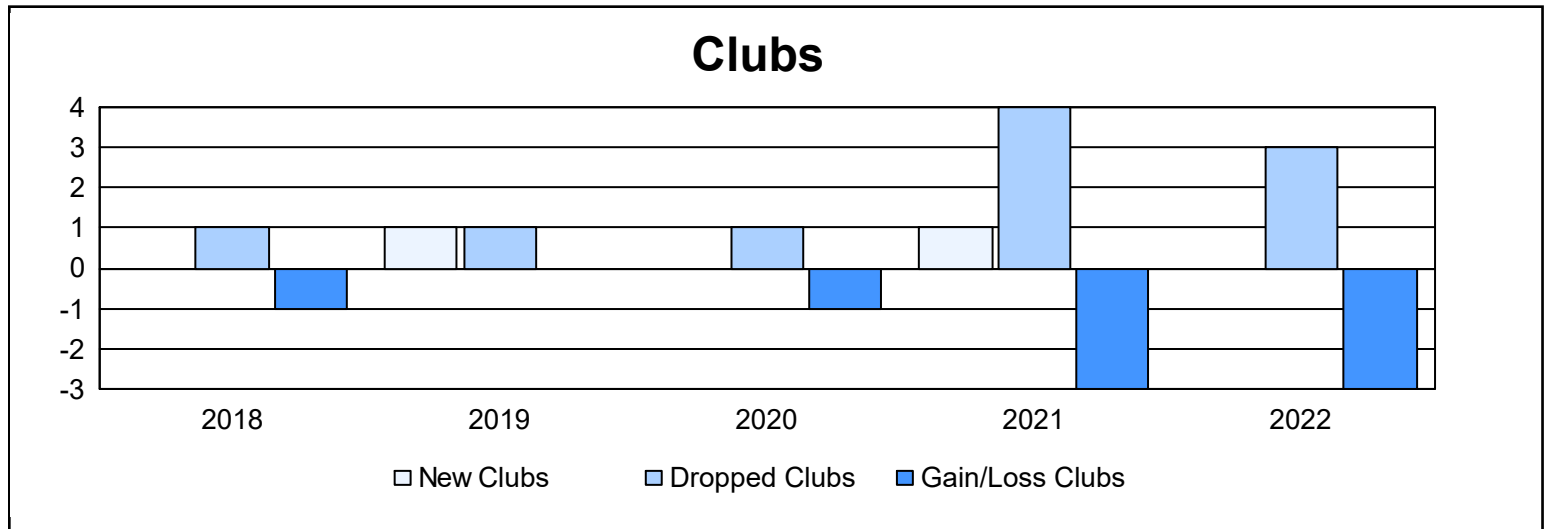
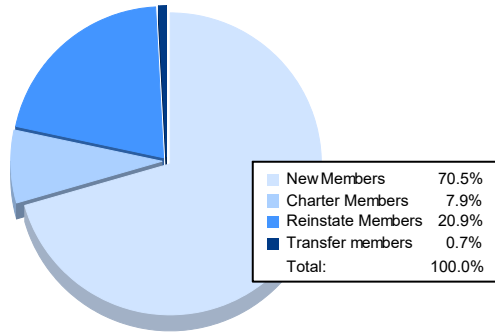


| Year | New Clubs | Dropped Clubs | Gain/ Loss Clubs | New Members | Charter Members | Reinstate Members | Transfer Members | Total Member Added | Total Members Dropped | Gain/ Loss Members |
|----------------|-----------|---------------|------------------|-------------|-----------------|-------------------|------------------|--------------------|-----------------------|--------------------|
| 2017-2018 | 0 | 1 | -1 | 137 | 24 | 5 | 2 | 168 | 347 | -179 |
| 2018-2019 | 1 | 1 | 0 | 71 | 48 | 5 | 0 | 124 | 231 | -107 |
| 2019-2020 | 0 | 1 | -1 | 181 | 4 | 13 | 18 | 216 | 173 | 43 |
| 2020-2021 | 1 | 4 | -3 | 121 | 37 | 18 | 2 | 178 | 239 | -61 |
| 2021-2022 | 0 | 3 | -3 | 98 | 11 | 29 | 1 | 139 | 207 | -68 |
| Average | 0 | 2 | -2 | 122 | 25 | 14 | 5 | 165 | 239 | -74 |



Membership Composition June 2022 Cumulative



Gender Composition June 2022 Cumulative

